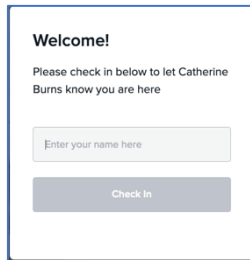


Preparing for Your Telemedicine Appointment

Step 1

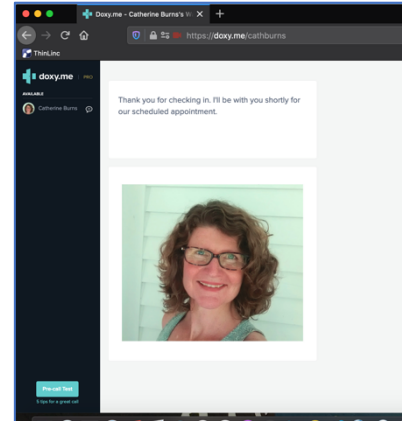
Enter Cath's virtual waiting room by visiting www.doxy.me/cathburns on a Google Chrome or Microsoft Firefox web browser. For your first visit, make sure to sign on at least 10-15 minutes early to allow sufficient time to troubleshoot any technical problems.



A screenshot of a web form titled "Welcome!". The text reads: "Please check in below to let Catherine Burns know you are here". Below this is a text input field with the placeholder "Enter your name here" and a "Check In" button.

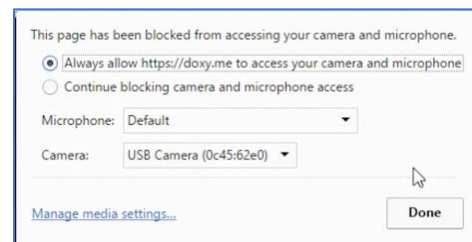
Step 2

Type in your name and click "check in" when prompted.



Step 3

Give your browser permission to access your camera and microphone. Ensure you have a strong internet connection and that you are in a comfortable, private, location for your call. If you run into issues connecting, try restarting your computer or check out www.help.doxy.me.com. You can also select "pre-call test" in the bottom left corner to ensure you have a good connection.



Step 4

Cath will be alerted that you are waiting and will sign on at your appointment time. She will ask you for identification and for a number to call in case you are disconnected.

To reach Cath directly you can leave a confidential voicemail at 802-922-1612 or email at cath.burns@synchronsaic.com.